

How to Register for a Volunteer Project

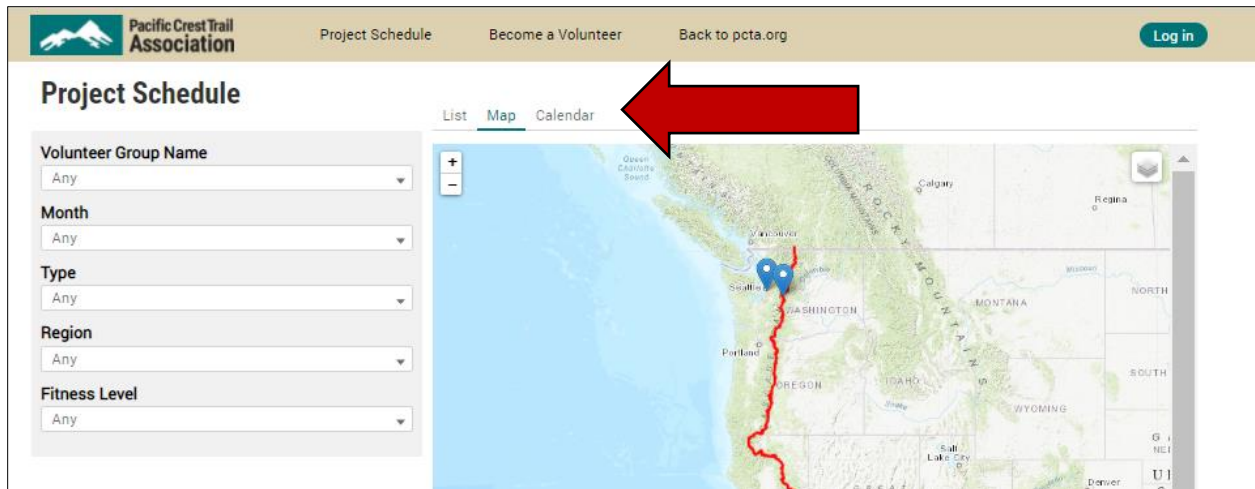
STEP 1

Go to www.pcta.org and navigate to the Project Schedule.

Or, click <https://connect.pcta.org/volunteer/s/project-schedule>.

STEP 2

Use the List, Map or Calendar view to find the project you'd like to join. Click on the project name to open a new window with the project description.



STEP 3

Click the Register button.

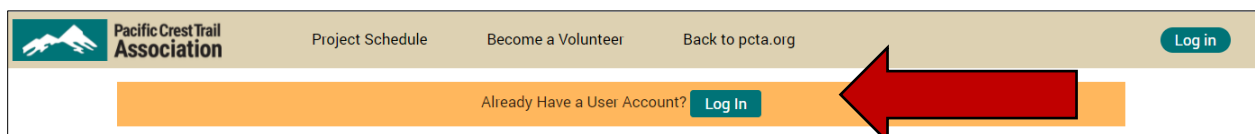
Register

STEP 4

If you have a PCTA**Connect** account:

Make sure you're logged in. You may see a Log In prompt at the top of your screen. Once you're logged in, your information will auto-fill the rest of the registration form.

Answer the "Would you like to make a donation?" question. Note that a donation is not required to volunteer. Click Register on the bottom of the screen.




If you don't have a PCTA**Connect** account:

Fill in the fields on the form, including your name, contact information, and emergency contact. Much of this information will be shared with your crew leader in case of emergency. Answer the "Would you like to make a donation?" question. Note that a donation is not required to volunteer.

Before clicking Register at the bottom of the screen, consider creating a PCTA**Connect** account. That way, your information will be saved and auto-fill the next time you register for a project.

STEP 5

You will see a confirmation screen and receive a confirmation email when your registration is complete.



The screenshot shows a confirmation screen with a navigation bar at the top containing "Project Schedule", "Crew Leaders" (with a dropdown arrow), "My Work" (with a dropdown arrow), "More" (with a dropdown arrow), and a user profile icon. The main content area contains the following text:

Thank you for signing up to volunteer! You're joining a community of more than 2,000 volunteers each year who protect, preserve and promote the Pacific Crest National Scenic Trail. You'll receive more details about your volunteer project via email.

Questions? Please contact us at volunteer@pcta.org or (916) 285-1838.

At the bottom of the screen, there is a section titled "Our Agency Partners" with four logos: Forest Service (U.S. Department of Agriculture), National System of Public Lands (U.S. Department of the Interior, Bureau of Land Management), National Park Service, and California State Parks (Since 1864).