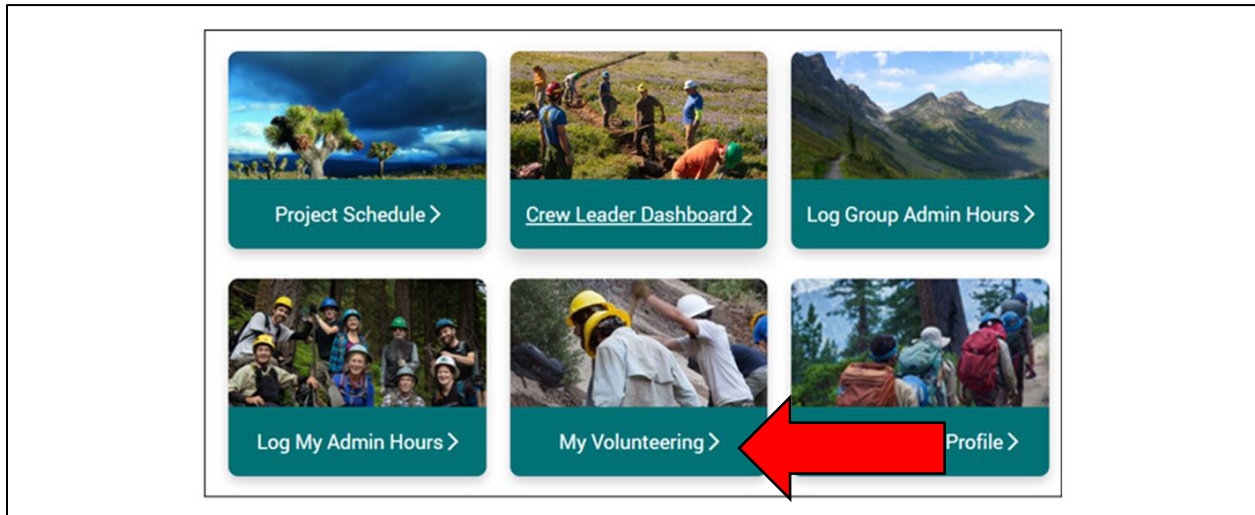


How to view your certifications

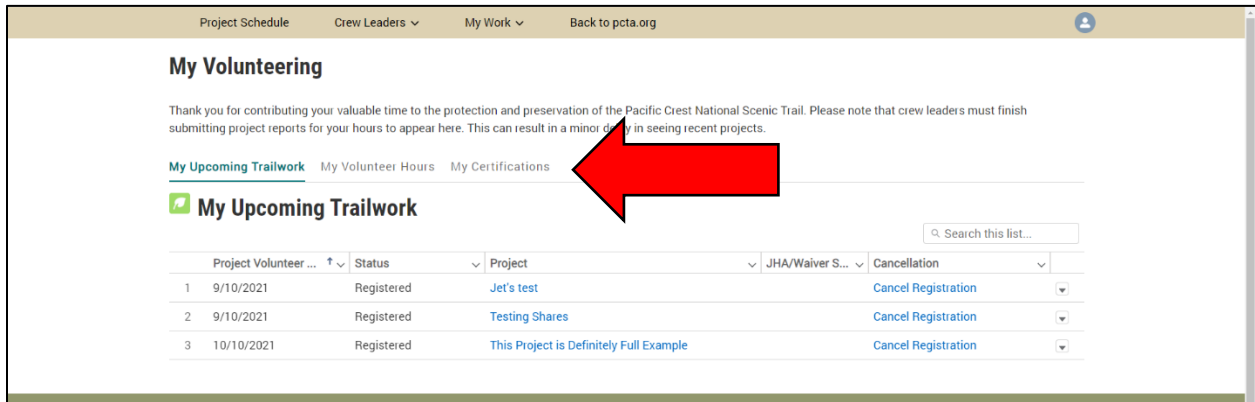
STEP 1

Log into your PCTAConnect account and click on My Volunteering



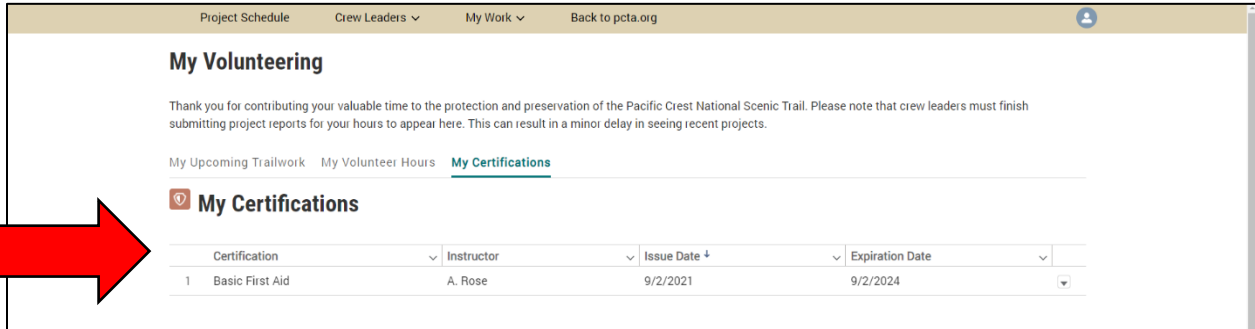
STEP 2

Click on My Certifications



STEP 3

Your First Aid, CPR, Crosscut and/or Chainsaw certifications and the related details will be listed on this tab. To edit certifications or add new certifications to the list, please contact PCTA staff.



The screenshot shows a web interface for 'My Volunteering'. At the top, there are navigation links: 'Project Schedule', 'Crew Leaders', 'My Work', and 'Back to pcta.org'. Below this is a header for 'My Volunteering' with a thank-you message. There are three tabs: 'My Upcoming Trailwork', 'My Volunteer Hours', and 'My Certifications'. The 'My Certifications' tab is active and highlighted with a red arrow. Below the tabs is a table with the following data:

	Certification	Instructor	Issue Date	Expiration Date	
1	Basic First Aid	A. Rose	9/2/2021	9/2/2024	